

2021

# Annual Report









# Table of Contents

Our Leadership	4
Offering Hope to Our Community	7
Louisiana's First Crisis Receiving Center	8
Our Financials	10
A Mental Health and Substance Abuse Crisis	12
The Bridge Center at a Glance	17
Our Services	21
Community Engagement	22

## Our Leadership

The Board of Directors of the Bridge Center for Hope is made up of a diverse group of individuals whose skill sets compliment the organization's mission. The board is represented by behavioral health professionals, health care leaders, patient and consumer advocates, and justice system officials. Board members serve staggered two- and three-year terms.



Charlotte Claiborne  
Executive Director

### Officers



Patrick Seiter  
Chair



Murphy Paul  
Vice Chair



Sharon Robinson  
Treasurer



Lauren Crump  
Secretary

## Our Mission

The mission of the Bridge Center for Hope is to provide pathways to treatment for people experiencing behavioral health issues and to link providers to create an integrated continuum of care from prevention to rehabilitation.

The Bridge Center for Hope was created to fill the void of quality care for individuals in crisis and to develop and implement a model for crisis services in East Baton Rouge Parish.



## Board Members at Large



Charles Abboud  
Board Member



Denise Amoroso  
Board Member



Lewis Blanche  
Board Member



Dr. William Clark  
Board Member



Dr. Kathleen Crapanzano  
Board Member



Greg Dicharry  
Board Member



Dennis Grimes  
Board Member



Carolina Bergeron Jones  
Board Member



Kathy Kliebert  
Board Member



Dr. Jan Laughinghouse  
Board Member



Donna Collin-Lewis  
Board Member



Michael Mitchell  
Board Member



Hillar Moore  
Board Member



Christine Nichols  
Board Member



Dr. Tiffany Pitts Simpson  
Board Member





## Offering Hope to Our Community

People with mental illnesses have been an increasing issue in jails across the United States since the deinstitutionalization movement began in the 1950s. In Baton Rouge, the problem has worsened over the previous decade due to a lack of community resources and the closing of several state and local hospitals.

Historically, people arrested for nonviolent offenses and suffering from mental illnesses had only two options: expensive emergency rooms or parish prison. Similarly, this is true for people who are in the midst of a mental health or substance use crisis. As a result of this dilemma, the Bridge Center for Hope (hereafter referred to as the Bridge Center) was founded as an alternative. The plan was to develop a safety net to divert people in crisis, keep them out of emergency rooms and/or jails and treat them with an emphasis on continuity of care.

With the decline in people's overall health, overdoses, and suicides on the rise, the Bridge Center is more necessary than ever.

**“  
People with mental illnesses  
have been an increasing issue  
in jails across the United States  
since the deinstitutionalization  
movement began in the 1950s.**

# Louisiana's First Crisis Receiving Center

Following a competitive bidding process, in August 2019, the Bridge Center Board of Directors selected RI International to operate the crisis center. RI International is a global nonprofit organization with over 50 programs and services in the United States and internationally that emphasize rehabilitation and focuses on what is right rather than what is wrong. Their retreat-based crisis stabilization programs are highlighted in the evidence-based Crisis Now model. The organization also offers peer support training (which is used by the Louisiana Department of Health's Office of Behavioral Health) and international consulting.

The Bridge Center is Louisiana's first crisis receiving center, providing health services to persons experiencing a mental health or substance use crisis. The Bridge Center provides crisis intervention, crisis stabilization, medical detoxification, respite care, and care management services. The Bridge Center is open to the public and has a no-wrong-door policy, which means that anyone 18 years of age or older may seek treatment.

The Bridge Center, a 26,000-square-foot facility in Baton Rouge's Mid-City neighborhood, houses four units and six programs. The units include a 23-hour observation unit that provides stabilization services, a short-term psychiatric unit that provides services to individuals who require a little more intensive care, a medical detoxification unit, a mobile response team that provides crisis intervention and stabilization services in the community, a centered-based respite unit that provides a lower level of care to keep people from relapsing into a crisis, and a care management team to aid in the continuity of care. The center is expected to serve up to 5,000 people each year.

**//**  
**The Bridge Center provides  
crisis intervention, crisis  
stabilization, medical  
detoxification, respite care,  
and care management services.**





## Our Financials

In December 2018, East Baton Rouge Parish voters approved a 1.5 mill tax millage to help fund the Bridge Center. In 2020, the Bridge Center received \$6,453,071.52 in parish funds, followed by \$6,617,349.86 in 2021. The Bridge Center's budget allocates 90% of its revenue to programs and services, with the remaining 10% used to cover operational expenses, salaries and benefits, and professional services, including facility improvements in 2020.

The total cost of services for residents of East Baton Rouge Parish for 2021 was \$7,801,809.76, and the total cost for residents across all parishes served at the facility was \$8,417,677.20. The Bridge Center does not fund out of Parish residents and the associated costs are covered by RI International in addition to all overages above the contract maximum. Please visit the Bridge Center's website's reports page for a more comprehensive report.

The figure on the next page depicts the parish-level and monthly total cost of service.

**“**  
**The Bridge Center's budget allocates 90% of its revenue to programs and services, with the remaining 10% used to cover operational expenses, salaries and benefits, and professional services, including facility improvements in 2020.**



PARISH	FEB.	MAR.	APR.	MAY	JUN.	JUL.	AUG.	SEPT.	OCT.	NOV.	DEC.	YTD PARISH TOTAL
Acadia			4,050.00						5,400.00			\$9,450.00
Ascension	2,700.00	11,811.28	6,916.92	10,289.48	2,002.56	8,413.12	3,711.28	1,350.00	2,866.92	2,361.28		\$52,442.84
Assumption				4,383.84								\$4,383.84
Avoyelles			18,552.00	9,616.92			1,011.28					\$29,180.20
Calcasieu		6,912.04		4,210.92	1,008.00							\$12,130.96
East Baton Rouge	356,400.00	681,681.60	672,901.64	747,516.84	725,410.16	929,214.52	996,577.60	803,150.68	829,109.84	593,473.96	466,372.92	\$7,801,809.76
East Feliciana		2,361.28			1,350.00					1,350.00		\$5,061.28
Evangeline										4,383.84		\$4,383.84
Franklin						2,866.92						\$2,866.92
Iberia						1,350.00						\$1,350.00
Iberville				1,516.92		1,350.00				3,878.20	2,361.28	\$9,106.40
Jefferson			8,100.00			16,200.00	10,800.00				3,205.64	\$38,305.64
Lafayette					2,700.00							\$2,700.00
Livingston	8,100.00	12,483.84	17,378.20	41,817.36	20,250.00	21,110.48	11,639.48	22,778.2	9,450.00	7,422.56	1,350.00	\$173,780.12
Orleans						2,361.28	9,427.12	3,711.28				\$15,499.68
Ouachita	1,350.00				1,350.00							\$2,700.00
Pointe Coupee			4,383.84		2,866.92							\$7,250.76
Rapides				9,616.92		12,316.92	3,711.28				2,361.28	\$28,006.40
St. James		3,878.20					1,350.00					\$5,228.20
St. Bernard									3,878.20			\$3,878.20
St. Helena			6,745.12	1,350.00		1,350.00						\$9,445.12
St. John the Baptist				6,745.12					5,382.00			\$12,127.12
St. Landry		1,350.00		3,372.56	2,700.00	8266.92			3,372.56			\$19,062.04
St. Mary		3,711.28						1,350.00				\$5,061.28
St. Tammany				2,700.00	5,400.00							\$8,100.00
Tangipahoa				23,278.96		3,372.56	1,350.00	7,422.56	1,350.00	1,350.00	1,855.64	\$39,979.72
Terrebonne			8,266.92		5,228.20			6,750.00			2,866.92	\$23,112.04
Vermillion								1,350.00				\$1,350.00
Washington							1,855.64			4,383.84	1,350.00	\$7,589.48
West Baton Rouge	4,050.00	4,050.00	12,316.92	8,433.84	2,361.28	5,566.92	3,372.56		4,383.84		1,350.00	\$45,885.36
West Feliciana	13,500.00			1,350.00		13,500.00	8,100.00					\$36,450.00
Month Total	386,100.00	728,239.52	759,611.56	876,199.68	772,647.12	1,027,239.64	1,052,906.24	847,862.72	865,193.36	618,603.68	483,073.68	
YTD Out of Parish Total (excluding East Baton Rouge Parish)												\$615,867.44
YTD All Parish Totals (including East Baton Rouge Parish)												\$8,417,677.20

## A Mental Health and Substance Abuse Crisis

East Baton Rouge Parish's demand for mental health services and care has steadily increased in recent years, and the onset of the pandemic has caused an additional shift in care. With overdoses and suicides straining an already frazzled health care system, at the height of the pandemic, there was a decline in the number of psychiatric admissions, which soon recovered in the consecutive months thereafter. However, while hospitals noticed a decline in psychiatric patients during this time period, first responders and law enforcement witnessed an increase in overdoses and suicides within the community.

**“ The community continues to be affected by the pandemic. Some residents have also been impacted by catastrophic weather events such as the May flooding event and Hurricane Ida, which have resulted in some residents experiencing their first mental health episode.**

While the community continues to be affected by the pandemic, some residents have also been impacted by catastrophic weather events such as the May flooding event and Hurricane Ida, which have resulted in some residents experiencing their first mental health episode, further increasing the prevalence of mental illness and substance use in the community. However, with the lifting of restrictions in Louisiana and the reopening of the Baton Rouge General - Mid City ER in June 2020, providers are beginning to see an increase in mental health and substance use patients. This raises two new questions: 1) how has the pandemic affected people who already struggle with mental illness or substance use, and 2) has the pandemic, in conjunction with other notable events, exacerbated mental health and substance use problems?

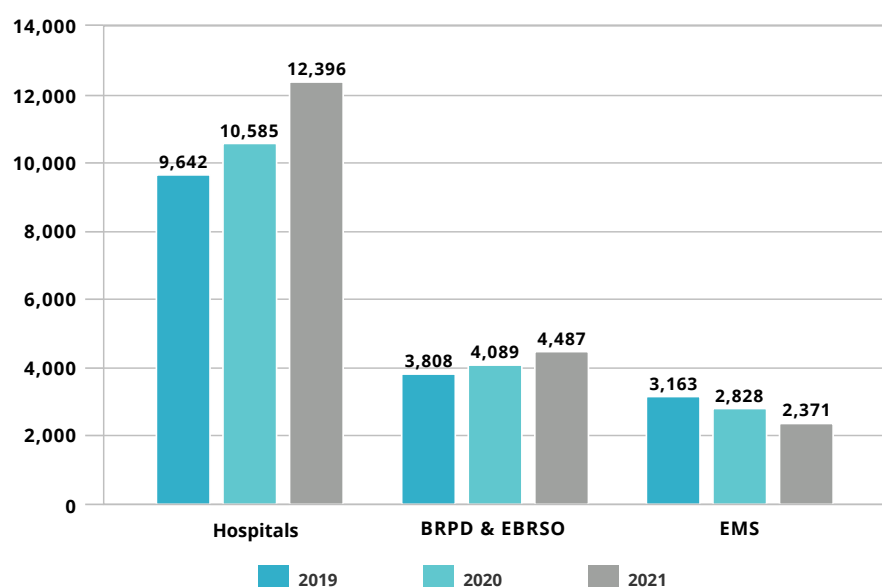




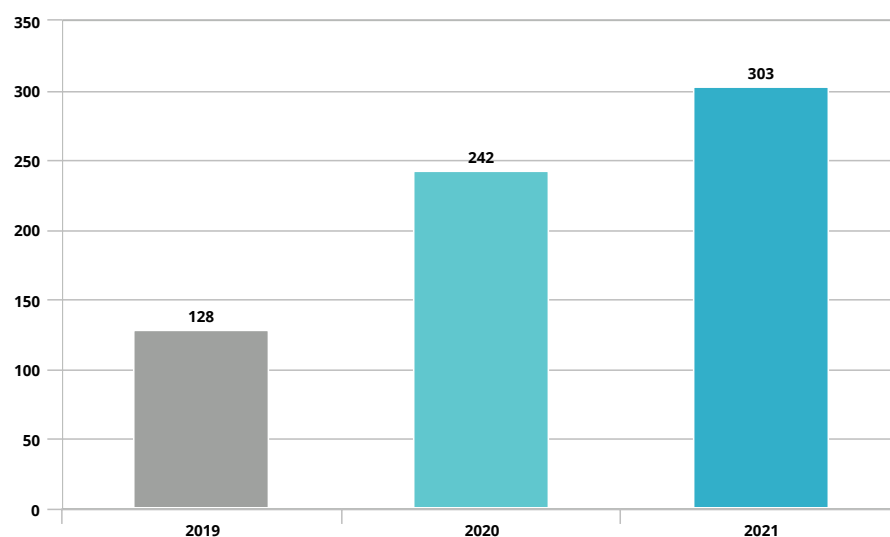


The information presented below summarizes recent hospitalizations in East Baton Rouge Parish for mental illness, suicides, and overdoses, as well as the impact on first responders, law enforcement, and the parish prison system. The hospital data set includes two of the parish's main emergency departments, and includes data from surrounding parishes, and therefore cannot be segmented solely by East Baton Rouge Parish. The law enforcement data set includes only the Baton Rouge Police Department and the East Baton Rouge Sheriff's Office. Emergency Medical Services (EMS) is the organization that represents first responders' data.

## Psychiatric Admission/Response

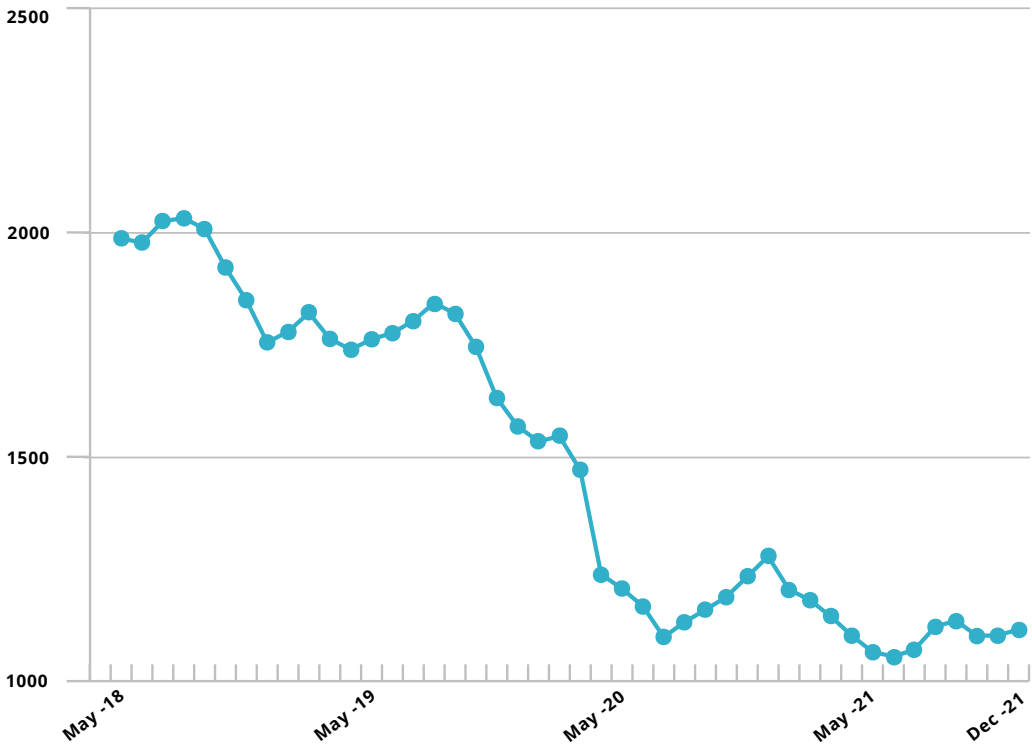


## East Baton Rouge Overdoses



The daily average for the East Baton Rouge jail population has been gradually falling over the last three years, decreasing from a daily average of approximately 2,003 inmates to 1,100. This decrease can be attributed to a variety of factors, including the implementation of COVID protocols, increased summons issuing by law enforcement, better training for officers to recognize when someone is in a crisis and transporting them to the appropriate level of care, the inauguration of the Bridge Center, and other community programs to assist individuals in staying out of jail, such as the Criminal Justice Coordinating Council (CJCC). The graph below illustrates the daily population during the previous three years.

**East Baton Rouge Parish Prison Average Daily Population (ADP)**







## WALK-INS OR FIRST RESPONDER ESCORTS

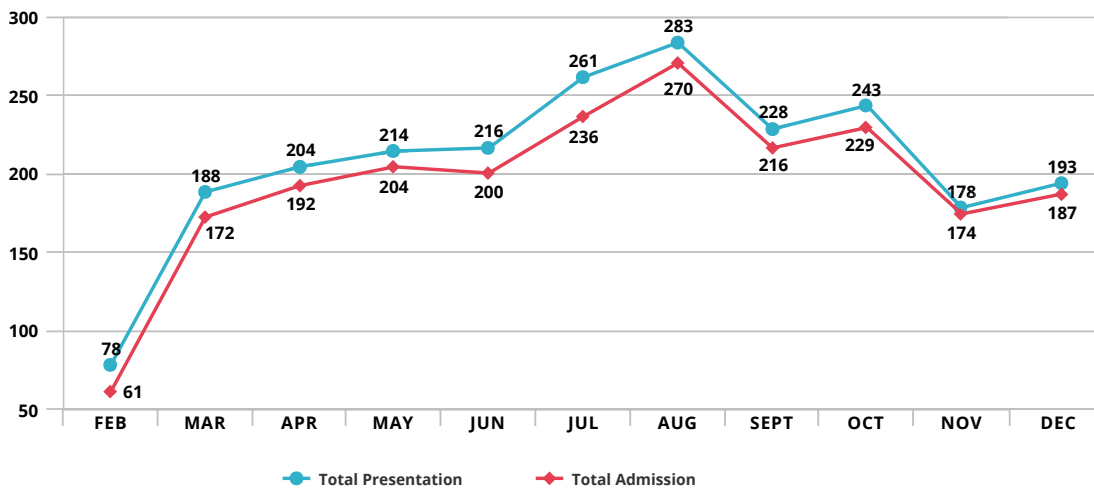
*Always here for you*



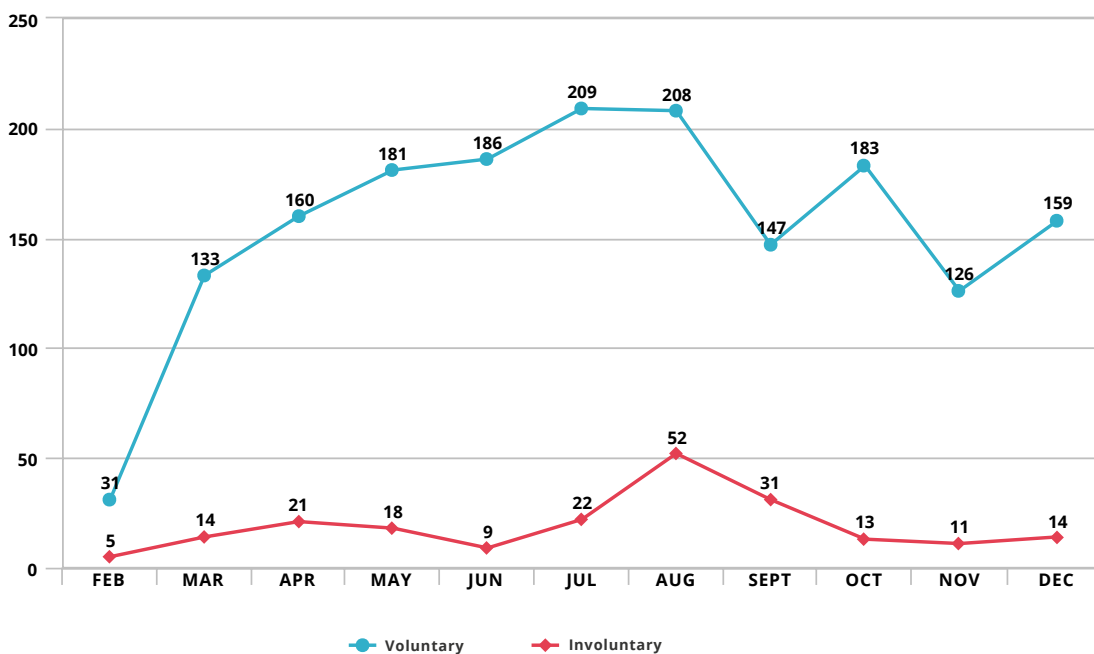
## The Bridge Center at a Glance

The Bridge Center for Hope officially opened on Thursday, February 11, 2021, with the first person arriving at 10:50 AM, escorted by law enforcement. The Bridge Center served 2,286 and admitted 2,141 unique individuals over the course of eleven months, with just 14% of those served being readmitted within 30 days after receiving services at the facility.

### Monthly Admission

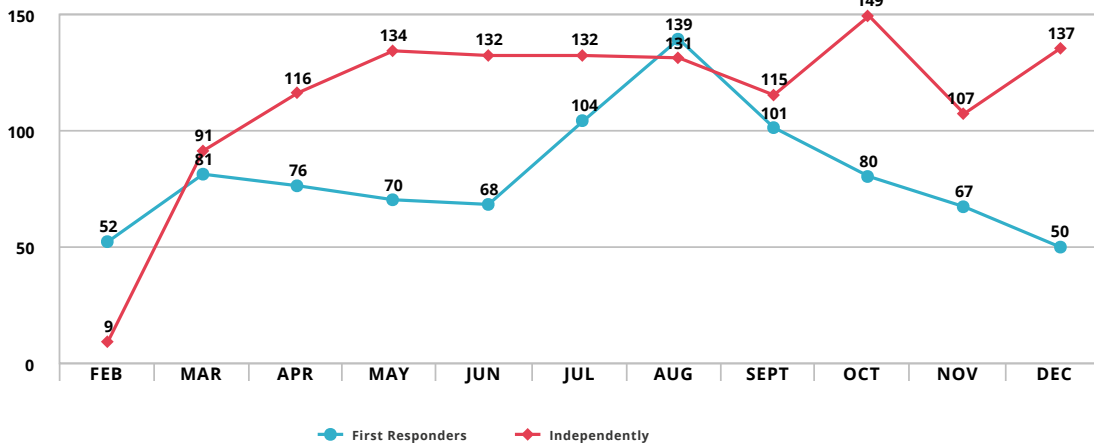


### Involuntary vs Voluntary Admission Status



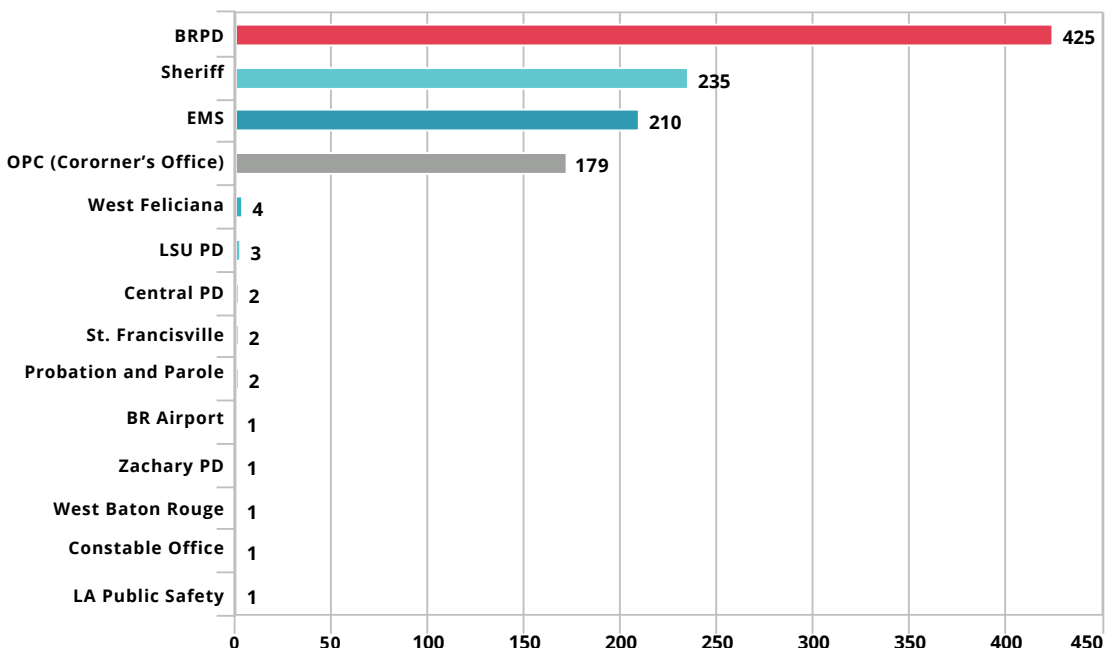
The Bridge Center follows a no-wrong-door policy, which means that anyone is welcome whether they enter the facility on their own or with the assistance of a first responder. For 2021, the total number of individuals entering the facility on their own was 1,255 (59%), and the total number of first responder escorts was 888 (41%).

## Bridge Center Entrance Type



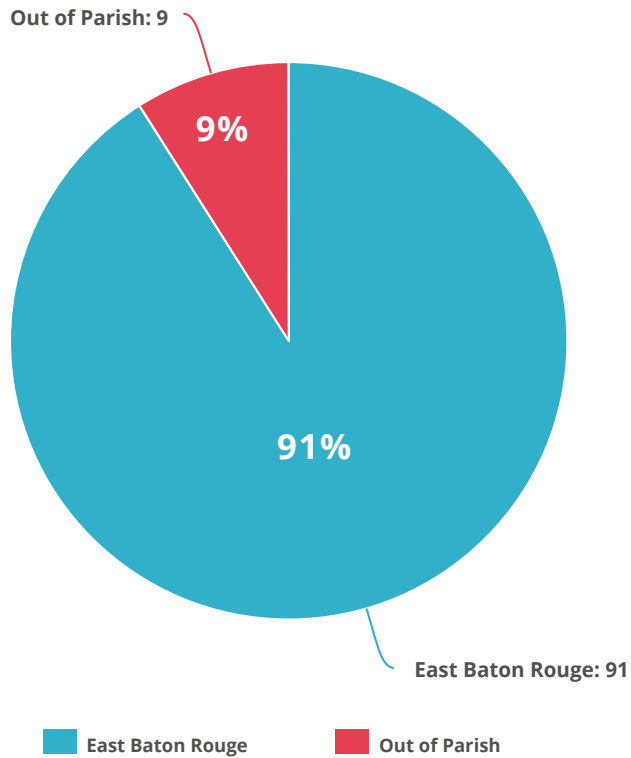
At the Bridge Center, first responders have their own separate entrance, making it easier for residents to obtain immediate care and for first responders to return to duty more quickly. First responders is comprised of all law enforcement agencies that serve the residents of East Baton Rouge Parish. The charts below illustrate the number of people escorted by first responders by department.

## Bridge Center First Responder Detail



Due to the open-door policy of the Bridge Center, out-of-parish residents occasionally seek assistance. While the City-Parish funding is restricted to residents of East Baton Rouge Parish, in 2021 the nonprofit received additional funding from Humana Healthcare to cover the costs of out-of-parish residents who lacked adequate healthcare.

## Bridge Center Residency Status



PARISH	TOTAL
Acadia	2
Ascension	21
Assumption	1
Avoyelles	5
Calcasieu	2
East Baton Rouge	1947
East Feliciana	4
Evangeline	1
Franklin	1
Iberia	2
Iberville	3
Jefferson	5
Lafayette	5
Livingston	41
Orleans	6
Ouachita	2
Pointe Coupee	2
Rapides	10
St. James	2
St. Bernard	1
St. John the Baptist	3
St. Helena	4
St. Landry	7
St. Mary	4
St. Tammany	6
Tangipahoa	16
Terrebonne	10
Vermillion	1
Washington	4
West Baton Rouge	19
West Feliciana	4
Total	2141





16-Bed Short Term Psychiatric



16-Bed Medical Detoxification



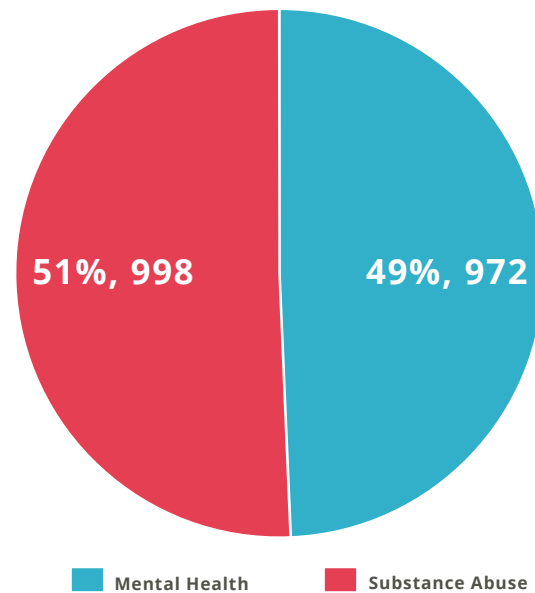
23-Hour Observation Unit

## Our Services

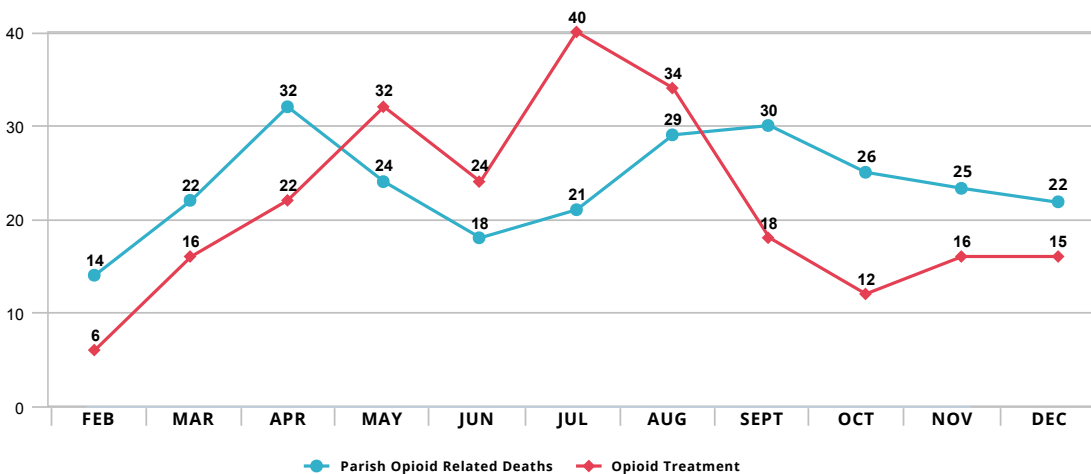
When individuals arrive at the Bridge Center, they are assessed in the 23-hour observation unit. Individuals who require more intensive care are occasionally sent to the 16-bed short term psychiatric unit or the 16-bed medical detoxification unit.

In the eleven months since the Bridge Center opened, 998 persons have received treatment for substance use or a co-occurring disorder, and 972 have received treatment for mental health disorders. The charts below illustrate the facility's treatment percentages. To gain a better understanding of the parish's opioid epidemic, the Bridge Center also analyzes the number of people receiving opioid treatment compared to the number of opioid-related deaths.

### Mental Health Services at the Facility (2021)



### Opioid Treatment vs Opioid Related Deaths (2021)



# Community Engagement

The Bridge Center for Hope, in partnership with RI International, participated in a variety of community events throughout the parish to increase awareness and educate residents about the Bridge Center for Hope and its services and programs, as well as introduce other community partners. The Bridge Center served as presenters and/or vendors in 2021 at the following events:


- Bridging the Gap Community Event
- Soothing Saturday hosted by ReCAST Baton Rouge Coalition
- Mayor's Homeless Prevention Coalition
- Baton Rouge Police Department Advisory Council
- Baton Rouge Police Department Training Academy (Crisis Intervention Training)
- East Baton Rouge Sheriff Office
- Women in Government
- District 7 Block Party
- District 8 Townhall Meeting
- District 10 Biking with the Badge
- District 3 Gardere Initiative Back to School Extravaganza
- Baton Rouge Press Club
- When You are Ready Sober Saturday Outreach Event
- Louisiana Department of Veterans Affairs 4th Annual Suicide Prevention
- Capital Region Behavioral Health Collaborative hosted by Capital Area Human Services
- Baton Rouge Area Foundation Civic Leadership Initiative Committee Meeting
- East Baton Rouge Parish Prison Reform Coalition
- 2021 Governor's Office of Disability Affairs Conference
- Park Forest Homeowners Association Quarterly Meeting





In addition to collaborative meetings and events, the executive director represents the Bridge Center for Hope on the committees, task forces, and coalitions listed below. Committees, task forces, and coalitions denoted by an (\*) have published works that represent their work and can be seen on the Bridge Center's website.

- Mayor's Homelessness Prevention Advisory Committee
- Mayor's Homelessness Prevention Coalition
- Baton Rouge Police Department Advisory Committee
- ReCast Baton Rouge Coalition
- MedBR Advisory Committee
- Community Health Needs Assessment – Partner\*
- Mayor's Behavioral Health Taskforce
- Jail Diversion, Reentry and Homelessness Workgroup
- Trauma and Stigma-Free Community Workgroup
- Criminal Justice Coordinating Council Engage
- Baton Rouge Reentry Navigation System Design Team\*
- Louisiana Perinatal Mental Health Task\*



**The Bridge Center served 2,286 and admitted 2,141 unique individuals over the course of eleven months.**



**THERE IS**  
*hope*



[brbridge.org](http://brbridge.org)

**Facility Location**

3455 Florida Blvd  
Baton Rouge, LA 70806  
(225) 256-6604

---

**Nonprofit Headquarters**

728 North Blvd  
Baton Rouge, LA 70802  
(225) 308-1032